























Jackson Teton County Scenarios Survey - February 2008

1. An email address is required. We will not sell or give away your email address.			Response Percent	Response Count
Email Address:			100.0%	958
			<i>answered question</i>	958
			<i>skipped question</i>	-1

2. What is your age? (select one)			Response Percent	Response Count
Under 18 years			0.2%	2
18-29 years			19.2%	184
30-44 years			35.8%	343
45-64 years			37.1%	355
65 years and older			7.7%	74
			<i>answered question</i>	958
			<i>skipped question</i>	-1



3. What is your gender? (select one)			Response Percent	Response Count
Female			52.5%	503
Male			47.5%	455
			<i>answered question</i>	958
			<i>skipped question</i>	-1

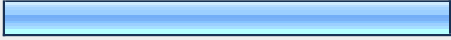





4. What is your connection to the area? (select one)				
			Response Percent	Response Count
Full-Time Resident		90.2%	864	
Part-Time Resident		5.3%	51	
Work but don't live in Teton County		4.2%	40	
Visitor		0.3%	3	
			answered question	958
			skipped question	-1

5. Where do you live (full or part-time)? (select one)				
			Response Percent	Response Count
Buffalo Valley or Kelly		1.5%	14	
Town of Jackson		40.2%	385	
Wilson		16.3%	156	
Alta		0.2%	2	
Teton Village		1.3%	12	
South Park Area		23.7%	227	
Hoback Junction Area		2.4%	23	
Other part of Teton County		9.1%	87	
Teton County, Idaho		2.6%	25	
Outside Teton County		2.8%	27	
			Other (please specify)	98
			answered question	958
			skipped question	-1








6. How many years have you lived in the area? (select one)			Response Percent	Response Count
Less than 1 year			2.6%	25
1-2 years			7.3%	70
3-5 years			16.8%	161
6-10 years			21.4%	205
11- 20 years			22.7%	217
Over 20 years			29.2%	280
			answered question	958
			skipped question	-1

7. What is your field of work or affiliation? (select one)			Response Percent	Response Count
Local, state or federal government			9.9%	95
Non-Profit			9.3%	89
Education or healthcare			13.3%	127
Land development or construction			11.2%	107
Agriculture/ranching			0.2%	2
Service industry (retail, recreation, tourism)			17.1%	164
Mining / energy sector			0.6%	6
At-home caregiver			2.2%	21
Retired			8.7%	83
Other			27.6%	264
			Other (please specify)	264
			answered question	958
			skipped question	-1








8. Do you own or rent your home? (select one)			Response Percent	Response Count
Own			76.0%	728
Rent			24.0%	230
	<i>answered question</i>			958
	<i>skipped question</i>			-1

9. How well do the vision and themes capture your values? (select one)			Response Percent	Response Count
Very Well			49.3%	447
Somewhat			37.6%	341
Neutral			4.6%	42
Not Quite			4.5%	41
Not Very Well			3.6%	33
Don't know / no opinion			0.4%	4
	<i>answered question</i>			907
	<i>skipped question</i>			50

10. Based on the vision and its themes, pick the theme that you think is the 1st highest priority for Teton County and Jackson. (select one)

		Response Percent	Response Count
1. Provide Stewardship of Wildlife Habitat and other Environmentally Sensitive Areas		37.9%	344
2. Meet Community's Diverse Housing Needs		17.5%	159
3. Develop a Comprehensive, Integrated Transportation System		0.4%	4
4. Manage Growth Responsibly		26.1%	237
5. Maintain Jackson as "Heart of the Region"		4.8%	44
6. Provide for a Diverse and Balanced Community		9.6%	87
Equally important		3.7%	34
		<i>answered question</i>	908
		<i>skipped question</i>	49





11. Based on the vision and its themes, pick the theme that you think is the 2nd highest priority for Teton County and Jackson. (select one)

		Response Percent	Response Count
1. Provide Stewardship of Wildlife Habitat and other Environmentally Sensitive Areas		21.2%	193
2. Meet Community's Diverse Housing Needs		13.5%	123
3. Develop a Comprehensive, Integrated Transportation System		6.1%	56
4. Manage Growth Responsibly		34.2%	312
5. Maintain Jackson as "Heart of the Region"		10.2%	93
6. Provide for a Diverse and Balanced Community		11.1%	101
Equally important		3.7%	34
		<i>answered question</i>	911
		<i>skipped question</i>	46

12. Based on the vision and its themes, pick the theme that you think is the 3rd highest priority for Teton County and Jackson. (select one)





		Response Percent	Response Count
1. Provide Stewardship of Wildlife Habitat and other Environmentally Sensitive Areas		14.9%	135
2. Meet Community's Diverse Housing Needs		13.2%	120
3. Develop a Comprehensive, Integrated Transportation System		17.4%	158
4. Manage Growth Responsibly		16.3%	148
5. Maintain Jackson as "Heart of the Region"		17.5%	159
6. Provide for a Diverse and Balanced Community		14.6%	132
Equally important		6.1%	55
		answered question	906
		skipped question	51



13. Which goal do you think is a higher priority for Jackson and Teton County? (select one)





		Response Percent	Response Count
Preserve more open space		45.7%	411
Build more deed restricted workforce/affordable housing		27.0%	243
Equally important		25.4%	228
Don't know / no opinion		2.0%	18
		answered question	899
		skipped question	58


14. Which goal do you think is a higher priority for Jackson and Teton County? (select one)			
		Response Percent	Response Count
Preserve more wildlife habitat and wildlife migration corridors		54.7%	491
Build more deed restricted workforce/ affordable housing		19.5%	175
Equally important		24.2%	217
Don't know / no opinion		1.8%	16
	answered question		898
	skipped question		59





15. Which goal do you think is a higher priority for Jackson and Teton County? (select one)			
		Response Percent	Response Count
Limit overall growth in the valley		48.5%	438
Build more deed restricted workforce/ affordable housing		34.0%	307
Equally important		15.2%	137
Don't know / no opinion		2.5%	23
	answered question		904
	skipped question		53


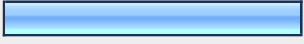
16. Which goal do you think is a higher priority for Jackson and Teton County? (select one)			
		Response Percent	Response Count
Add traffic capacity by widening roads		8.8%	79
Preserve wildlife migration corridors		75.2%	678
Equally important		13.7%	123
Don't know / no opinion		2.4%	22
		answered question	901
		skipped question	56

17. Which goal do you think is a higher priority for Jackson and Teton County? (select one)			
		Response Percent	Response Count
Increase transit services		74.2%	670
Build new roads		8.4%	76
Equally important		10.9%	98
Don't know / no opinion		6.6%	60
		answered question	903
		skipped question	54







18. Which goal do you think is a higher priority for Jackson and Teton County? (select one)			
		Response Percent	Response Count
Expand deed restricted workforce/affordable housing & community services in outlying population centers		24.6%	221
Centralize workforce housing and services in Jackson		55.9%	503
Equally important		12.8%	115
Don't know / no opinion		6.9%	62
		answered question	900
		skipped question	57

19. Which goal do you think is a higher priority for Jackson and Teton County? (select one)			
		Response Percent	Response Count
Put a cap on resort developments (allow only currently approved resorts)		77.3%	701
Allow for additional resort developments		12.8%	116
Don't know / no opinion		10.0%	91
		answered question	907
		skipped question	50







20. With which of the following statements about deed restricted workforce/ affordable housing do you most strongly agree? (select one)			
		Response Percent	Response Count
Provide deed restricted workforce/affordable housing in the Valley for all workers		49.6%	449
Provide deed restricted workforce/affordable housing in the Valley primarily for emergency service and other essential workers		35.2%	319
No more deed restricted workforce/affordable housing in the Valley		12.5%	113
Don't know / no opinion		2.8%	25
	<i>answered question</i>		905
	<i>skipped question</i>		52

21. With which of the following statements about Town development do you most strongly agree? (select one)			
		Response Percent	Response Count
Maintain current building heights in town today		28.6%	259
Allow careful redevelopment of mixed-use outside of the town square with up to 3 story buildings		38.7%	350
Allow careful redevelopment of mixed-use outside of the town square with up to 4 story buildings		32.8%	297
	<i>answered question</i>		905
	<i>skipped question</i>		52







22. More development and population in the Town of Jackson is OK if this means less development in the county. (select one to indicate your level of agreement)

		Response Percent	Response Count
Strongly Agree		33.6%	304
Agree		32.6%	295
Neutral		12.7%	115
Disagree		12.3%	111
Strongly Disagree		7.6%	69
Don't know / no opinion		1.4%	13
		answered question	906
		skipped question	51







23. More development and population in the Town of Jackson is OK if this means preserving agricultural and natural resource areas in the county. (select one)

		Response Percent	Response Count
Strongly Agree		43.6%	396
Agree		34.9%	317
Neutral		9.1%	83
Disagree		6.1%	55
Strongly Disagree		5.7%	52
Don't know / no opinion		0.8%	7
		answered question	909
		skipped question	48







24. Expansion of town-level density into South Park to promote more affordable/workforce housing is OK. (select one)

		Response Percent	Response Count
Strongly Agree		18.0%	163
Agree		27.0%	245
Neutral		9.6%	87
Disagree		13.8%	125
Strongly Disagree		30.5%	276
Don't know / no opinion		1.2%	11
		answered question	906
		skipped question	51







25. Expansion of town-level density into South Park to provide for more housing is OK if an equal amount of land somewhere else in the County is preserved from development. (select one)

		Response Percent	Response Count
Strongly Agree		13.2%	120
Agree		22.0%	199
Neutral		14.8%	134
Disagree		18.9%	171
Strongly Disagree		28.7%	260
Don't know / no opinion		2.5%	23
		answered question	906
		skipped question	51







26. Limit growth and development in the county overall, even if it reduces the ability to provide deed restricted workforce/affordable housing in the Valley. (select one)

		Response Percent	Response Count
Strongly Agree		27.2%	247
Agree		19.5%	177
Neutral		9.7%	88
Disagree		23.7%	215
Strongly Disagree		19.4%	176
Don't know / no opinion		0.8%	7
		answered question	909
		skipped question	48







27. Keep current home and lot sizes stable in existing single-family neighborhoods in Jackson to preserve neighborhood character. (select one)

		Response Percent	Response Count
Strongly Agree		28.0%	255
Agree		34.3%	312
Neutral		17.7%	161
Disagree		11.8%	107
Strongly Disagree		5.3%	48
Don't know / no opinion		3.1%	28
		answered question	910
		skipped question	47







28. (Conservation Strategy) Consider relocation of development rights to identified growth areas to accomplish objectives such as agricultural and wildlife habitat protection. (select one)

		Response Percent	Response Count
Strongly Agree		28.9%	254
Agree		45.8%	403
Neutral		11.8%	104
Disagree		6.7%	59
Strongly Disagree		3.0%	26
Don't know / no opinion		3.8%	33
		answered question	879
		skipped question	78







29. (Conservation Strategy) Establish a funding source (i.e., a bond, fees, sales or property tax) to acquire open space or conservation areas for critical habitat. (select one)

		Response Percent	Response Count
Strongly Agree		31.9%	281
Agree		38.0%	334
Neutral		13.4%	118
Disagree		10.1%	89
Strongly Disagree		4.4%	39
Don't know / no opinion		2.2%	19
		answered question	880
		skipped question	77



30. (Conservation Strategy) Implement stronger standards to protect natural resource areas as part of new developments. (select one)

		Response Percent	Response Count
Strongly Agree		51.3%	450
Agree		30.9%	271
Neutral		8.7%	76
Disagree		6.0%	53
Strongly Disagree		1.9%	17
Don't know / no opinion		1.3%	11
		answered question	878
		skipped question	79






31. (Conservation Strategy) Make zoning changes to eliminate all density bonus options (i.e., Planned Unit Development (PUDs), Accessory Residential Units (ARUs)) to protect natural resources and rural character. (select one)

		Response Percent	Response Count
Strongly Agree		23.4%	205
Agree		21.5%	188
Neutral		16.7%	146
Disagree		18.2%	159
Strongly Disagree		11.1%	97
Don't know / no opinion		9.1%	80
		answered question	875
		skipped question	82







32. (Conservation Strategy) Would you be willing to pay more in taxes to conserve open space and natural areas? (select one)

		Response Percent	Response Count
Yes		70.6%	616
No		29.4%	257
		answered question	873
		skipped question	84







33. (Conservation Strategy) How much would you be willing to pay in taxes to conserve open space and natural areas? (select one)

		Response Percent	Response Count
Nothing		24.5%	214
\$100/year		36.6%	320
\$250/year		20.6%	180
\$500/year		8.8%	77
More than \$500/year		9.6%	84
		answered question	875
		skipped question	82



34. (Housing Strategy) The town and county should require a higher amount of deed restricted workforce/affordable housing to be built as part of new developments. (select one)

		Response Percent	Response Count
Strongly Agree		43.6%	382
Agree		26.1%	229
Neutral		9.6%	84
Disagree		9.4%	82
Strongly Disagree		10.6%	93
Don't know / no opinion		0.8%	7
		answered question	877
		skipped question	80






35. (Housing Strategy) The town and county should continue to use incentives (e.g., bonus densities for more housing, etc.), rather than requirements, to encourage more deed restricted workforce/affordable housing in new development. (select one)

		Response Percent	Response Count
Strongly Agree		12.4%	109
Agree		23.4%	206
Neutral		14.4%	127
Disagree		25.0%	220
Strongly Disagree		18.9%	166
Don't know / no opinion		5.8%	51
		answered question	879
		skipped question	78







36. (Housing Strategy) Would you be willing to pay more in taxes to provide deed restricted workforce/affordable housing in the Valley? (select one)

		Response Percent	Response Count
Yes		38.9%	338
No		61.1%	532
		answered question	870
		skipped question	87







37. (Housing Strategy) How much would you be willing to pay in taxes for deed restricted workforce/affordable housing? (select one)

		Response Percent	Response Count
Nothing		59.5%	518
\$100/year		23.2%	202
\$250/year		10.3%	90
\$500/year		4.1%	36
More than \$500/year		2.8%	24
		answered question	870
		skipped question	87

38. (Housing Strategy) The county's total buildout should be increased (e.g., allow more development overall) as an affordable housing strategy. (select one)

		Response Percent	Response Count
Strongly Agree		10.9%	96
Agree		15.5%	136
Neutral		11.4%	100
Disagree		22.2%	195
Strongly Disagree		37.1%	325
Don't know / no opinion		2.9%	25
		<i>answered question</i>	877
		<i>skipped question</i>	80

39. (Growth Management Strategy) To protect natural resources and rural character, the county should reduce potential development in remote unplatted areas to 1 unit/35 acres. (select one)

		Response Percent	Response Count
Strongly Agree		27.8%	243
Agree		26.5%	232
Neutral		15.9%	139
Disagree		14.7%	129
Strongly Disagree		6.7%	59
Don't know / no opinion		8.3%	73
		<i>answered question</i>	875
		<i>skipped question</i>	82



40. (Growth Management Strategy) Set a restriction on the amount of annual growth allowed (e.g., 1 or 2% increase per year). (select one)

		Response Percent	Response Count
Strongly Agree		26.1%	229
Agree		27.8%	244
Neutral		16.4%	144
Disagree		17.0%	149
Strongly Disagree		8.3%	73
Don't know / no opinion		4.3%	38
		answered question	877
		skipped question	80






41. (Transportation Strategy) Focus our efforts on constructing roads to relieve congestion. (select one)







		Response Percent	Response Count
Strongly Agree		6.9%	60
Agree		19.3%	169
Neutral		13.8%	121
Disagree		33.3%	291
Strongly Disagree		26.5%	232
Don't know / no opinion		0.2%	2
		answered question	875
		skipped question	82







42. (Transportation Strategy) Would you be willing to pay more in taxes to expand road capacity in the town and Valley? (select one)

		Response Percent	Response Count
Yes		19.7%	171
No		80.3%	696
		answered question	867
		skipped question	90



43. (Transportation Strategy) How much would you be willing to pay in taxes to expand road capacity in the town and Valley? (select one)

		Response Percent	Response Count
Nothing		79.2%	689
\$100/year		14.6%	127
\$250/year		3.9%	34
\$500/year		1.3%	11
More than \$500/year		1.0%	9
		answered question	870
		skipped question	87






44. (Transportation Strategy) Construct carpool-bus lanes to relieve congestion. (select one)			Response Percent	Response Count
Strongly Agree			8.2%	72
Agree			18.1%	158
Neutral			18.5%	162
Disagree			29.3%	256
Strongly Disagree			22.7%	198
Don't know / no opinion			3.2%	28
			<i>answered question</i>	874
			<i>skipped question</i>	83







45. (Transportation Strategy) We should expand bus service to relieve congestion. (select one)			Response Percent	Response Count
Strongly Agree			42.5%	371
Agree			38.8%	339
Neutral			10.7%	93
Disagree			4.5%	39
Strongly Disagree			2.1%	18
Don't know / no opinion			1.5%	13
			<i>answered question</i>	873
			<i>skipped question</i>	84



46. (Transportation Strategy) Would you be willing to pay more in taxes to expand bus transit service in the town and Valley? (select one)

		Response Percent	Response Count
Yes		61.5%	532
No		38.5%	333
		<i>answered question</i>	865
		<i>skipped question</i>	92






47. (Transportation Strategy) How much would you be willing to pay in taxes to expand bus transit service in the town and Valley? (select one)

		Response Percent	Response Count
Nothing		38.9%	336
\$100/year		45.5%	393
\$250/year		10.9%	94
\$500/year		2.9%	25
More than \$500/year		1.7%	15
		<i>answered question</i>	863
		<i>skipped question</i>	94




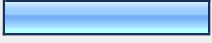


48. (Transportation Strategy) We should construct pathways to provide choices. (select one)			Response Percent	Response Count
Strongly Agree			52.5%	459
Agree			31.2%	273
Neutral			9.2%	80
Disagree			3.4%	30
Strongly Disagree			3.1%	27
Don't know / no opinion			0.6%	5
			<i>answered question</i>	874
			<i>skipped question</i>	83

49. (Transportation Strategy) Would you be willing to pay more in taxes to expand pathways in the Valley? (select one)			Response Percent	Response Count
Yes			71.1%	620
No			28.9%	252
			<i>answered question</i>	872
			<i>skipped question</i>	85







50. (Transportation Strategies) How much would you be willing to pay in taxes for pathways? (select one)

		Response Percent	Response Count
Nothing		29.7%	258
\$100/year		49.9%	434
\$250/year		12.3%	107
\$500/year		4.4%	38
More than \$500/year		3.8%	33
		answered question	870
		skipped question	87







51. (Scenario A) Designate agricultural lands in Alta as areas from which density can be transferred to the Town of Jackson. (select one)

		Response Percent	Response Count
Strongly Agree		6.7%	58
Agree		15.7%	135
Neutral		19.8%	170
Disagree		22.4%	193
Strongly Disagree		18.3%	157
Don't know / no opinion		17.4%	150
		answered question	860
		skipped question	97







52. (Scenario A) Designate sensitive resource areas (such as habitat, floodplains, steep slopes) as areas with greatly reduced development potential from which density can be transferred to the Town of Jackson. (select one)

		Response Percent	Response Count
Strongly Agree		18.8%	161
Agree		43.0%	368
Neutral		12.3%	105
Disagree		9.9%	85
Strongly Disagree		8.4%	72
Don't know / no opinion		7.9%	68
		answered question	856
		skipped question	101







53. (Scenario A) Allow an increase in development in the Jackson downtown (outside town square) as a tradeoff for conserving resources in designated areas. (select one)

		Response Percent	Response Count
Strongly Agree		31.6%	270
Agree		45.3%	387
Neutral		9.5%	81
Disagree		7.5%	64
Strongly Disagree		5.3%	45
Don't know / no opinion		1.2%	10
		answered question	854
		skipped question	103







54. (Scenario A) Limit development in county rural and resource areas while increasing development potential in the Town of Jackson as a trade-off. (select one)

		Response Percent	Response Count
Strongly Agree		29.3%	250
Agree		40.4%	345
Neutral		11.2%	96
Disagree		10.4%	89
Strongly Disagree		7.3%	62
Don't know / no opinion		1.4%	12
		answered question	854
		skipped question	103







55. (Scenario B) Allow additional residential development within 1/2 mile of the Aspens/Teton Pines commercial area. (select one)

		Response Percent	Response Count
Strongly Agree		20.8%	178
Agree		40.9%	350
Neutral		12.5%	107
Disagree		12.9%	110
Strongly Disagree		10.9%	93
Don't know / no opinion		2.3%	20
		answered question	855
		skipped question	102







56. (Scenario B) Allow additional residential development near the Wilson core area. (select one)

		Response Percent	Response Count
Strongly Agree		23.4%	200
Agree		44.2%	378
Neutral		10.5%	90
Disagree		10.9%	93
Strongly Disagree		10.3%	88
Don't know / no opinion		1.1%	9
<i>answered question</i>			855
<i>skipped question</i>			102







57. (Scenario B) Allow some town-level residential density in South Park (within 1/2 mile south of High School Road). (select one)








		Response Percent	Response Count
Strongly Agree		23.3%	200
Agree		43.7%	375
Neutral		8.6%	74
Disagree		10.3%	88
Strongly Disagree		13.5%	116
Don't know / no opinion		0.9%	8
<i>answered question</i>			858
<i>skipped question</i>			99







58. (Scenario B) Allow some town-level residential density in South Park near South Park Loop Road (South of Rafter J). (select one)

		Response Percent	Response Count
Strongly Agree		18.7%	160
Agree		27.0%	231
Neutral		10.0%	86
Disagree		15.2%	130
Strongly Disagree		28.7%	246
Don't know / no opinion		0.8%	7
		answered question	857
		skipped question	100







59. (Scenario B) Allow additional residential and mixed-use development near the Hoback Junction. (select one)

		Response Percent	Response Count
Strongly Agree		17.7%	152
Agree		41.1%	353
Neutral		17.2%	148
Disagree		14.7%	126
Strongly Disagree		7.2%	62
Don't know / no opinion		2.3%	20
		answered question	858
		skipped question	99







60. (Scenario B) Should we remove any of the growth centers on Scenario B? (select all that apply)			Response Percent	Response Count
Aspens/Teton Pines			23.6%	196
Wilson			22.8%	189
South Park near High School Road			18.1%	150
South Park near South Park Loop Road			41.3%	342
Town of Jackson			6.0%	50
Hoback			23.8%	197
None			37.4%	310
		answered question		829
		skipped question		128

61. (Scenario C) Limit downtown redevelopment to 2 stories in the area immediately surrounding the town square. (select one)			Response Percent	Response Count
Strongly Agree			24.6%	208
Agree			23.7%	201
Neutral			11.8%	100
Disagree			23.7%	201
Strongly Disagree			15.6%	132
Don't know / no opinion			0.9%	8
		answered question		847
		skipped question		110







62. (Scenario C) Allow downtown redevelopment with mixed-use and housing to 3 stories along major corridors outside of town square area. (select one)

		Response Percent	Response Count
Strongly Agree		22.7%	194
Agree		45.0%	385
Neutral		10.2%	87
Disagree		12.4%	106
Strongly Disagree		9.1%	78
Don't know / no opinion		1.1%	9
		answered question	856
		skipped question	101







63. (Scenario C) Allow downtown redevelopment with mixed-use and housing up to 4 stories along major corridors outside of town square area. (select one)







		Response Percent	Response Count
Strongly Agree		15.2%	130
Agree		19.3%	165
Neutral		8.4%	72
Disagree		24.2%	207
Strongly Disagree		32.2%	276
Don't know / no opinion		1.2%	10
		answered question	857
		skipped question	100

64. (Scenario B&C) Increase the provision of deed restricted workforce/affordable housing as a priority over additional commercial or resort development. (select one)

		Response Percent	Response Count
Strongly Agree		41.2%	351
Agree		31.5%	268
Neutral		10.3%	88
Disagree		7.6%	65
Strongly Disagree		7.4%	63
Don't know / no opinion		2.2%	19
		<i>answered question</i>	851
		<i>skipped question</i>	106







65. (Scenario C) Promote the long-term redevelopment of the Jackson "Y" area (improve road network, pedestrian-orientation, additional workforce housing and services). (select one)

		Response Percent	Response Count
Strongly Agree		34.0%	291
Agree		47.6%	407
Neutral		9.7%	83
Disagree		3.9%	33
Strongly Disagree		2.7%	23
Don't know / no opinion		2.5%	21
		<i>answered question</i>	855
		<i>skipped question</i>	102







66. (Scenario C) Allow town-level residential development within 1/2 mile south of High School Road. (select one)			Response Percent	Response Count
Strongly Agree			18.9%	162
Agree			44.9%	384
Neutral			9.3%	80
Disagree			13.0%	111
Strongly Disagree			12.7%	109
Don't know / no opinion			1.5%	13
			<i>answered question</i>	856
			<i>skipped question</i>	101

67. (Scenario C) Allow some commercial development within 1/2 mile south of High School Road. (select one)			Response Percent	Response Count
Strongly Agree			10.5%	89
Agree			36.2%	308
Neutral			14.2%	121
Disagree			21.9%	186
Strongly Disagree			16.3%	139
Don't know / no opinion			1.3%	11
			<i>answered question</i>	851
			<i>skipped question</i>	106







68. (Scenario D) Limit development overall in rural parts of Teton County and limit redevelopment of Jackson. (select one)

		Response Percent	Response Count
Strongly Agree		20.3%	173
Agree		20.8%	178
Neutral		11.6%	99
Disagree		28.8%	246
Strongly Disagree		16.2%	138
Don't know / no opinion		2.7%	23
<i>answered question</i>			854
<i>skipped question</i>			103

69. (Scenario D) Minimize future change in downtown and residential neighborhoods. (select one)

		Response Percent	Response Count
Strongly Agree		12.5%	107
Agree		18.8%	160
Neutral		15.5%	132
Disagree		36.1%	308
Strongly Disagree		16.3%	139
Don't know / no opinion		1.2%	10
<i>answered question</i>			853
<i>skipped question</i>			104

70. (Scenario D) Depend on workforce housing to be provided outside of the county in neighboring communities (such as Teton County, Idaho) as a trade-off for limiting development in Teton County and Jackson. (select one)

		Response Percent	Response Count
Strongly Agree		16.3%	140
Agree		17.9%	154
Neutral		12.5%	107
Disagree		22.5%	193
Strongly Disagree		30.7%	264
Don't know / no opinion		0.5%	4
		<i>answered question</i>	859
		<i>skipped question</i>	98